





# The Binocular Sky

July  
2013

# Newsletter


## Introduction

Welcome to the ***Binocular Sky*** Newsletter of July 2013. The intention of this monthly offering is to highlight some of the binocular targets for the coming month. It is primarily targeted at observers in the UK, but should have some usefulness for observers anywhere north of Latitude 30°N and possibly even further south. For this Newsletter to be a useful tool, it needs to have the information that **YOU** want in it; therefore please do not be shy about making requests – if I can accommodate your wishes, I shall do so.

If you would like me to email this newsletter to you each month, please complete and submit the [subscription form](#). You can get “between the newsletters” alerts, etc. via  and .

## Announcement

I am proud to announce that a 2nd Edition of my book ***Binocular Astronomy*** will be published later this year. If you are interested, you can see the pre-publication blurb [here](#). It will also be available as an electronic edition, and I understand that Springer intends to make individual chapters available electronically as well.



## Transient Objects

There are currently no transient objects or events suitable for small binocular users.

## The Deep Sky

Visible low in the North are [NGC 457 \(the Owl Cluster\)](#) and [NGC 633](#) in Cassiopeia and the [Perseus Double Cluster](#). More open clusters are visible in the southern sky in the region of Ophiuchus rises. These include [Melotte 186](#), [NGC 6633](#) and [IC 4665](#), all of which are easily visible in 50mm binoculars. [IC 4665](#) benefits enormously from larger apertures and the higher magnification that permits more stars to be revealed. You should seek out a particularly attractive curved chain of bright white stars that forms part of the greeting "Hi!" written in the sky. Even further to the south, culminating at around local midnight, is a group of open clusters in Serpens and Sagittarius that includes [M16 \(the Eagle Nebula\)](#), [M17 \(the Swan or Omega Nebula\)](#), [M23](#), [M24 \(the Sagittarius Star Cloud\)](#), and [M25](#). A little to the northeast, in Scutum, is [M11 \(the Wild Duck Cluster\)](#). You need at least a 15x70mm binocular to resolve the vee-shape of brighter stars that gives this cluster of a thousand or so stars its common name. Also worth enjoying in this region of sky is the denser part of the Milky Way that forms the Scutum Star Cloud as a backdrop to this cluster.

*Open ( also called 'Galactic') Clusters are loosely packed groups of stars that are gravitationally bound together; they may contain from a few dozen to a few thousand stars which recently formed in the galactic disk.*

While you are in this region of sky, see if you can find [Barnard's Star](#) in Ophiuchus. This has the largest known proper motion of any star. (Proper motion is motion with respect to the celestial sphere.) Although it is visible in 50mm binoculars from a dark site, it is

## The Deep Sky (contd)

considerably easier in larger glasses and I recommend a minimum of 70mm.

In July, we are able to look out of the plane of the Galaxy during the evening. This makes more globular clusters and galaxies available for observation. Very well placed this month are M81 (Bode's Nebula) and M82 (The Cigar Galaxy), both of which are easy in a 50mm binocular. These can be used as a good demonstration of averted vision: if you have them both in the same field of view, you may see that the core of M81 becomes more apparent if you look at M82. If you have good skies, try M51 (The Whirlpool) and M101 which, although it is a large object, is very difficult owing to its low surface brightness. The Great Andromeda Galaxy, M31, is also rising into the sky to a reasonable altitude this month. It is large and bright enough to be able to withstand quite a lot of light pollution although, obviously, it benefits from a dark transparent sky.

The two Hercules globulars, M92 and the very impressive, and very easy to find, M13 are at a very good altitude for observation. Although M13 is clearly larger than M3, it is easier to resolve the outer stars of the latter one. Also visible this month is M5 in Serpens, which is one of the largest globular clusters known, being 165 light years in diameter. It's apparent size is nearly as large as a Full Moon. At a reasonable altitude by mid-month are the very bright M15, M2 (which looks almost stellar at 10x50) and NGC 6934. This last cluster is very easy to see and is excellent for demonstrating how globular clusters respond to transparency. In apertures of around 70mm and upwards, almost all of them look larger as the sky becomes more transparent. NGC 6934 displays to the greatest extent of any globular on which I have tested the phenomenon.

## The Deep Sky (contd)

*Globular clusters are tightly-bound, and hence approximately spherical, clusters of tens, or even hundreds, of thousands of stars that orbit in a halo around almost all large galaxies that have been observed. They are important for two reasons: Firstly, they contain some of the oldest stars in the galaxy, so studying them helps us understand the evolution of stars. Secondly, they are useful as "standard candles" in establishing a distance scale of the Universe, based on the assumption that the brightest stars in any globular cluster will be approximately the same brightness and that the brightest globulars in a galaxy will be approximately the same brightness.*

The easiest planetary nebula, M27 (the Dumbbell Nebula – although I insist that it looks more like an apple core than a dumbbell!) is now visible in the evening skies in even 30mm binoculars. At the other extreme, if you have binoculars of at least 100mm aperture, see if you can find and identify NGC 6572, a planetary nebula in Ophiuchus. Even in large glasses it looks stellar, but it has the distinction of being possibly the greenest object in the sky.

*Planetary Nebulae are short-lived (a few tens of thousands of years) masses of gas and plasma that result from the death of some stars. They have nothing to do with planets, but get their name from the fact that, in early telescopes, they had the disc-like appearance of planets.*

There are two other objects which, owing to their southerly declination, are best observed this month. They are the two bright emission nebulae, M20 (the Trifid) and the larger, brighter and easier M8 (the Lagoon). They are only about a degree and a half apart, so they will fit into the same field of view of even quite large binoculars.

For interactive maps of Deep Sky Objects visible from 51°N, please visit: [http://binocularsky.com/map\\_select.php](http://binocularsky.com/map_select.php)

# The Solar System

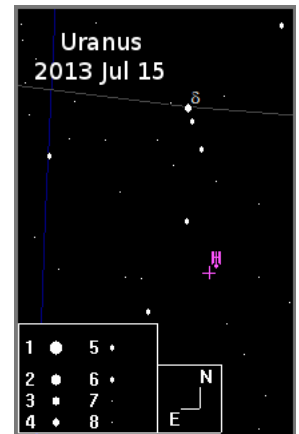
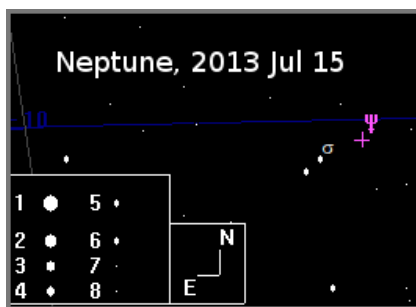
## Minor Planets

The brighter asteroids are not available this month.

## Planets

The binocular planets, **Uranus** and **Neptune**, are now available throughout the short hours of darkness.

**Uranus** is at magnitude +5.8 and about  $3.5^\circ$  south of  $\delta$  Psc. It moves less than a degree during the month.



**Neptune** is in the same field as  $\sigma$  Aqr, but is much fainter at magnitude +7.8, and its apparent motion is only about half as much.

## Lunar Occultations

There are two occultations of bright stars visible from the UK this month. Times and Position Angles are for my location (approx: 50.9N, 1.8W) and will vary by up to several minutes for other UK locations.

		Disappearance			Reappearance		
Date	Star	Limb	PA	Time (UT)	Limb	PA	Time (UT)
2013 Jul 18/19	$\beta$ Sco	D	17	23:53	B	338	00:25
2013 Jul 21	16 Sgr	D	79	00:51	B	260	01:55

## Asteroid Occultations

There are no asteroid occultations of stars visible from the UK and suitable for binoculars this month.

## Meteor Showers

The only meteor shower this month is the Southern Delta Aquariids, a weak shower that peaks on the 28th and which is active for almost a fortnight either side of this. The radiant is low down (just north of Fomalhaut), so it's not ideal for our latitudes, but 15-20 per hour may be possible. These faint, slow meteors are dust particles from a comet that has now split into two (Comets Marsden and Kracht). As these particles enter the atmosphere, they compress and heat the air in front of them. This heat causes the surface of the particle to ablate and ionise. Binoculars are useful for observing the persistence of these ionisation trains that form the streak in the sky which is what we observe as a "shooting star".

## The Moon

Jul 08 New Moon  
Jul 16 First Quarter  
Jul 22 Full Moon  
Jul 29 Last Quarter

Wishing you Clear Dark Skies,

***Steve Tonkin for The Binocular Sky***



### Acknowledgments:

The charts in this newsletter were prepared with Guide v9.0 from <http://projectpluto.com>

© 2013 Stephen Tonkin under a [Creative Commons BY-NC-SA License](https://creativecommons.org/licenses/by-nc-sa/4.0/)

